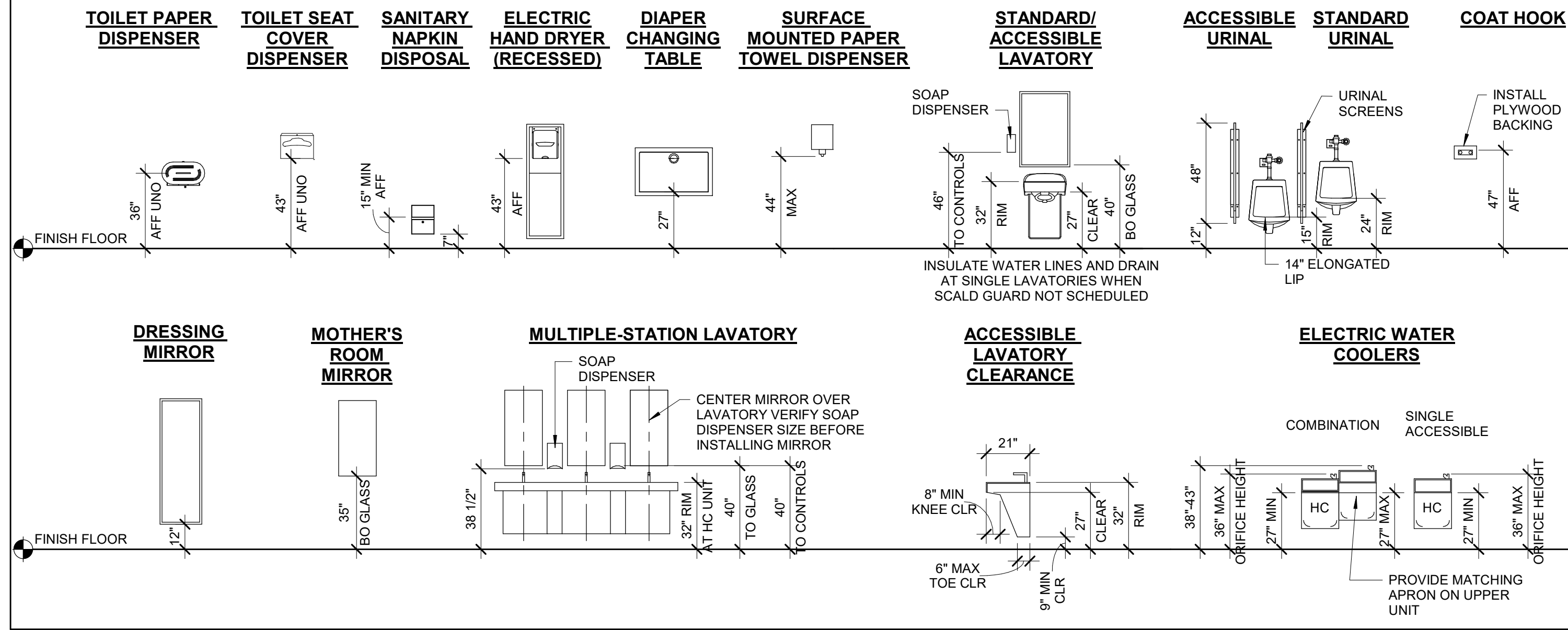


**FIXTURE HEIGHTS AND CLEARANCES**

COMPLY WITH THIS CHART AND ADA STANDARDS FOR ACCESSIBLE DESIGN



**CUSTOMER RESTROOM FIXTURE SCHEDULE**

MARK	ROOM NAME	QUANTITY	TYPE
111	CUSTOMER MEN	2	TANKLESS FLUSH VALVE
112	CUSTOMER WOMEN	3	TANKLESS FLUSH VALVE
165	CUSTOMER MEN	1	TANKLESS FLUSH VALVE
166	CUSTOMER WOMEN	3	TANKLESS FLUSH VALVE
167	FAMILY TOILET	1	TANKLESS FLUSH VALVE
164	MOTHER'S ROOM	1	TANKLESS FLUSH VALVE
301	PHARMACY TOILET	1	TANKLESS FLUSH VALVE

**SHEET NOTES**

- INTERIOR PLAN DIMENSIONS ARE TO FACE OF FINISH UNO PROVIDE A CONTINUOUS BEAD OF SEALANT IN FOLLOWING LOCATIONS:
  - PERIMETER OF ALL TOILETS AND URINALS TO WALLS AND FLOORS
  - PERIMETER OF SINK TO WALL
  - PERIMETER OF MIRRORS TO WALL
  - PERIMETER OF DIAPER CHANGING TABLE TO WALL
- REPLACE ALL TOILET SEATS THROUGHOUT STORE BOTH PUBLIC AND ASSOCIATE RESTROOMS, BEMIS MODEL 1055SSC, MAINLINE ML 1052SSC
- PROVIDE BATT INSULATION FOR SOUND PROOFING IN TOILET ROOM WALLS
- PARTITION DOORS ON WHEELCHAIR ACCESSIBLE AND AMBULATORY STALLS SHALL BE 34" WIDE UNO PARTITION DOORS ON STANDARD STALLS SHALL BE 28" WIDE
- PROVIDE BLOCKING AS REQUIRED AT SINKS AND FIXTURES PER MANUFACTURER'S RECOMMENDATION
- FLOOR DRAINS IN CUSTOMER RESTROOMS ARE TO BE FLUSH WITH TOP OF FLOOR FINISH
- LEVEL SLAB TO DEPTH NEEDED FOR INSTALLATION OF CONCRETE OVERLAY, MATCH EXISTING GRADE
- PATCH, REPAIR AND REPAINT GYPSUM BOARD CEILING TO MATCH ADJACENT FINISH WHEN LIGHTING IS TO BE REPLACED WITH RECESSED LIGHTS
- INSTALL OWNER FURNISHED FOOT OPERATED DOOR OPENER ON ALL RESTROOM DOORS WITHOUT A LATCH
- LOCATE IN LOWER CORNER ON PULL SIDE OF DOOR PER MFR'S RECOMMENDATIONS

**KEYNOTES**

- PAPER TOWEL DISPENSER (SURFACE MOUNTED)
- TOILET PAPER HOLDER
- SANITARY NAPKIN DISPOSAL
- SOAP DISPENSER
- DIAPER CHANGING TABLE
- MIRROR
- TOILET SEAT COVER DISPENSER
- TOILET PARTITIONS (REF SPECS FOR TYPE AND HEIGHT)
- GRAB BARS
- URINAL SCREEN WITH FULL LENGTH ANGLE MOUNTING BRACKETS, REF SPECS
- FREE STANDING TRASH RECEPTACLE, OWNER FURNISHED
- COAT HOOK (INSTALL PLYWOOD BACKING)
- ELECTRIC HAND DRYER (RECESSED)
- WALL MOUNTED LAVATORY, REF PLUMB



ISSUE BLOCK

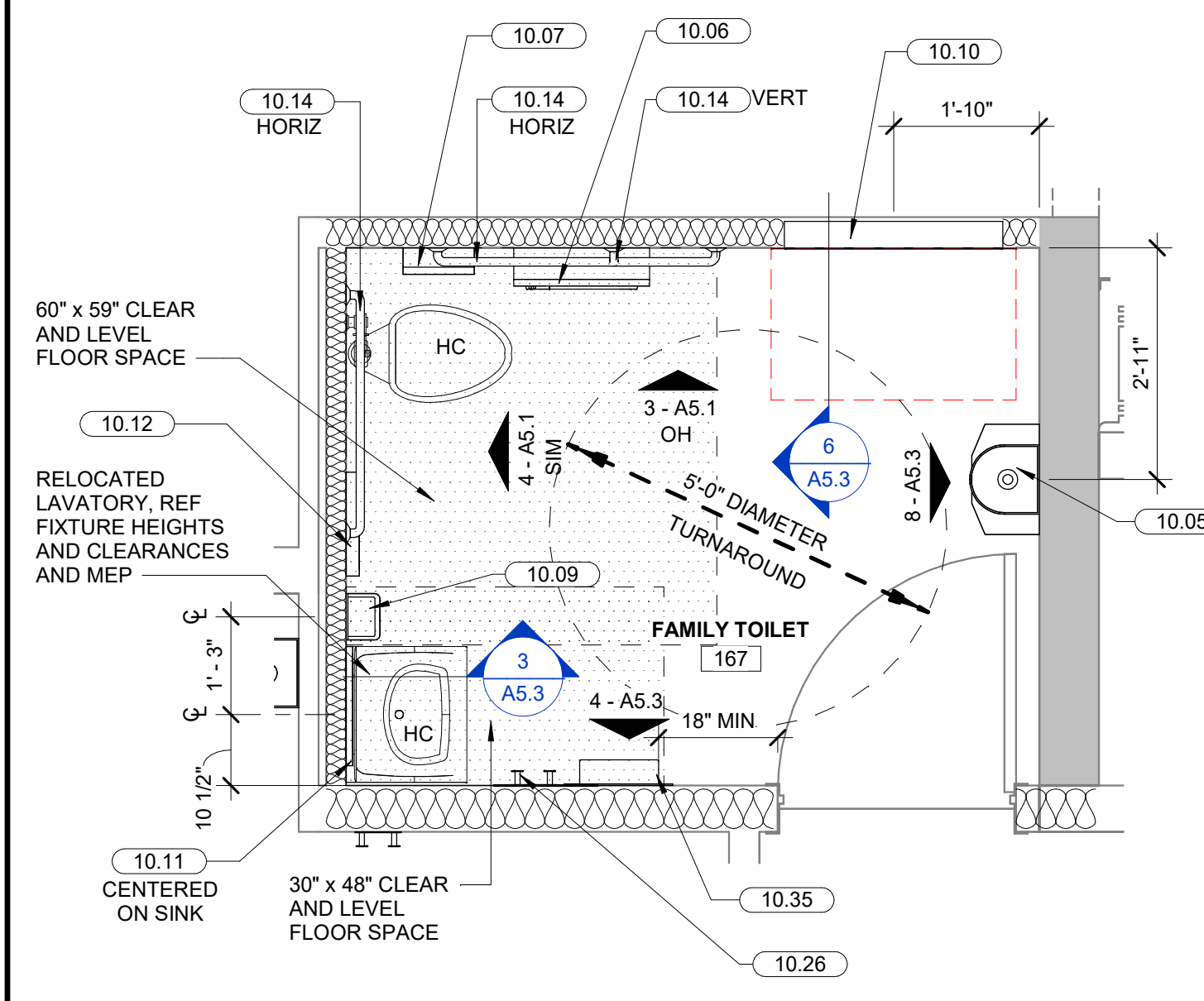
NO.	DATE	DESCRIPTION

CHECKED BY: AML/BG  
 DRAWN BY: JB  
 DOCUMENT DATE: 10/02/25  
 PROTO: 208  
 PROTO CYCLE: 06/27/25

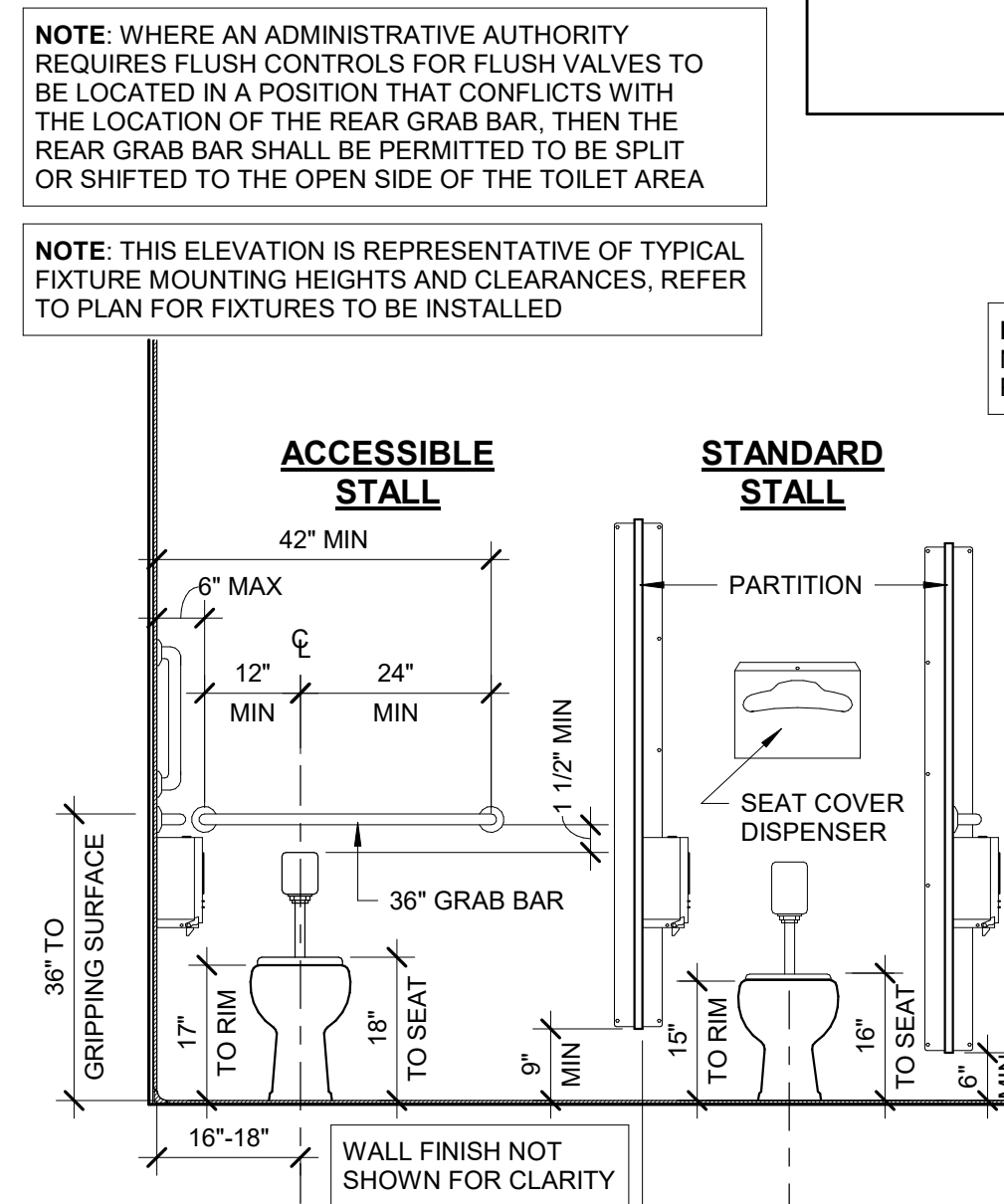
NOT FOR CONSTRUCTION

RESTROOM PLANS

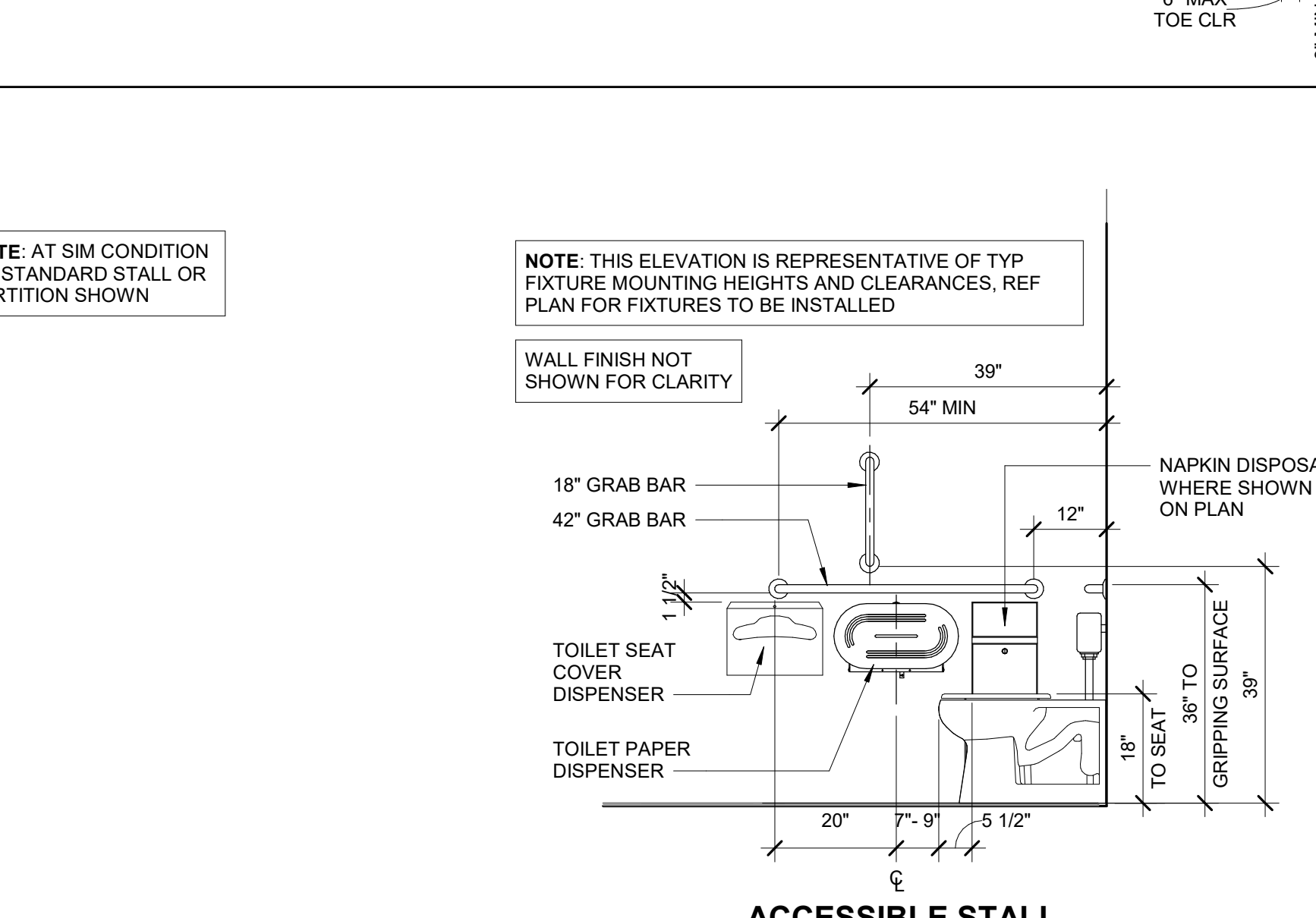
SHEET: A5.1



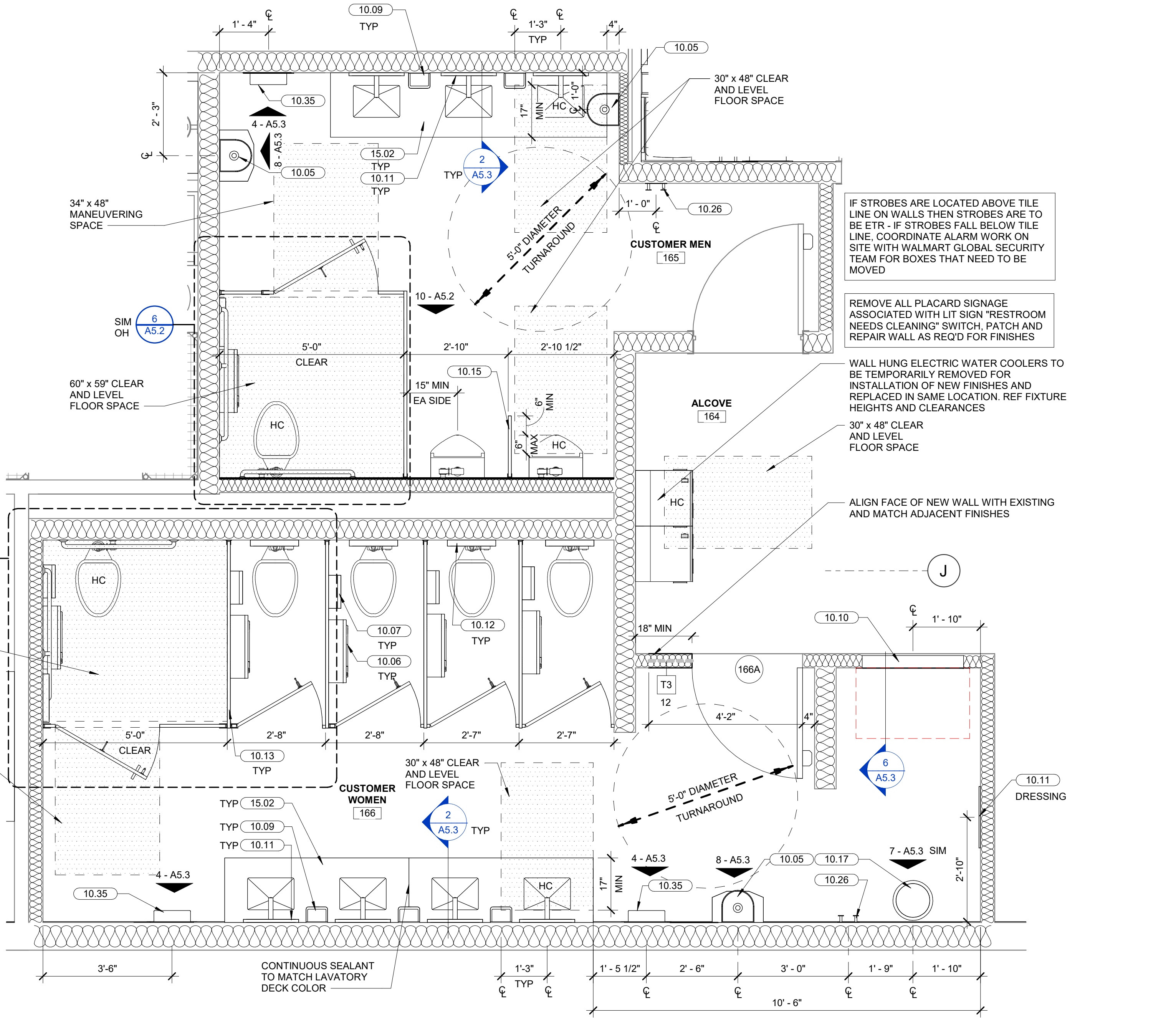
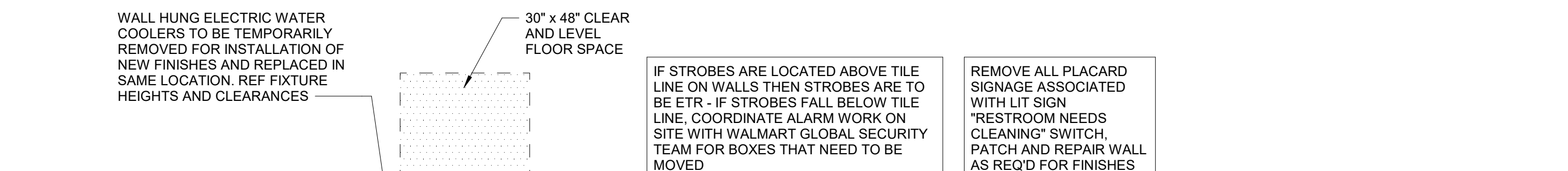
**5 FAMILY RESTROOM FLOOR PLAN**  
 1/2" = 1'-0"



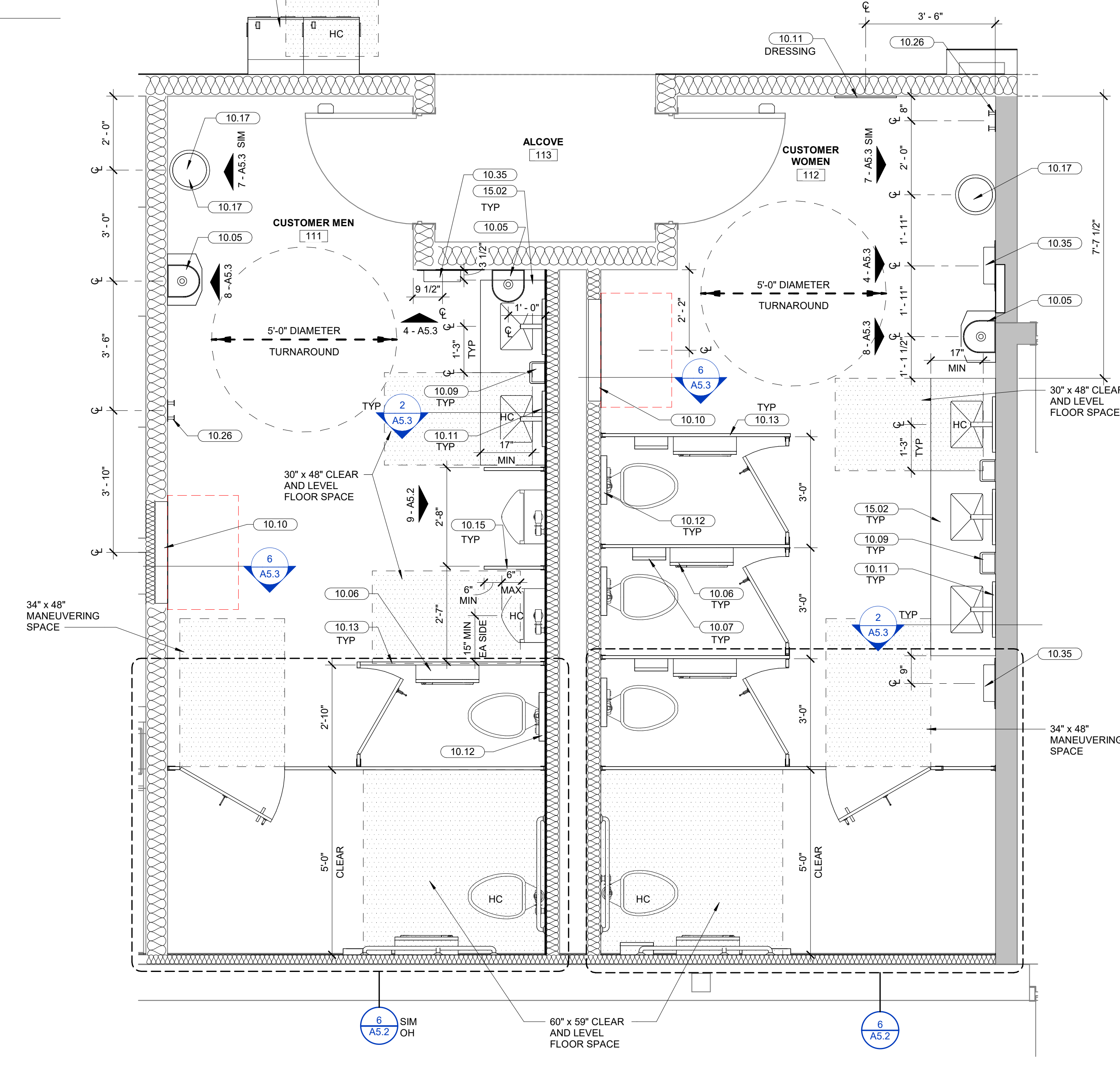
**4 STALL ELEVATION**  
 1/2" = 1'-0"



**3 STALL ELEVATION**  
 1/2" = 1'-0"



**2 CUSTOMER REAR RESTROOMS**  
 1/2" = 1'-0"



**1 CUSTOMER FRONT RESTROOM**  
 1/2" = 1'-0"

- 113 ALCOVE, 164 ALCOVE**
- WALLS**  
 REF FINISH PLANS
- FLOOR**  
 REF FINISH PLANS
- CEILING**  
 REF SHEET SA1 FOR CEILING SCHEDULE
- REPAIR / REMOVE / REPLACE**
- REPLACE ALL OUTLETS WITH WHITE
  - REPLACE ALL COVER PLATES WITH BRUSHED STAINLESS STEEL, INCLUDING BLANK PLATES
  - CLEAN OR REPLACE DAMAGED DIFFUSERS AND RETURNS AS REQUIRED
- 111 CUSTOMER WOMEN, 112 CUSTOMER MEN, 166 CUSTOMER MEN, 166 CUSTOMER WOMEN, 167 FAMILY RESTROOM**
- GENERAL**
- ALL WATER CLOSETS AND URINALS TO BE REINSTALLED IN SAME LOCATION UNO OR AS REQUIRED TO COMPLY WITH CURRENT CODES.
- WALLS**  
 REF FINISH PLANS
- FLOOR**  
 REF FINISH PLANS
- CEILING**  
 GYP BD; REF SHEET SA1 CEILING SCHEDULE FOR CLEANING, PAINT CEILING P131
- REPAIR / REMOVE / REPLACE**
- REPLACE ALL OUTLETS WITH WHITE
  - REPLACE ALL COVER PLATES WITH BRUSHED STAINLESS STEEL, INCLUDING BLANK PLATES
  - CLEAN OR REPLACE DAMAGED DIFFUSERS AND RETURNS AS REQUIRED
  - FLUSH VALVE; REPLACE IF DAMAGED
  - WATER CLOSET OR URINAL
  - CLEAN AND REPAIR, REF SPECS
  - REPLACE IF UNABLE TO RESTORE TO LIKE NEW CONDITION

10/25/25, 10:45 AM  
 C:\Users\jacob\OneDrive\Documents\2025 Rev\Projects\2159\North Charleston, SC\2025\_LAVATORY\_VFA\_VFA\_Jacob\_Baggett.rvt  
 JACOB BAGGETT/ARNDT